

# CHURCH LIGHTING







We design and manufacture exceptional light fixtures for churches and places of worship. All of our products are manufactured in our factory in Mullan Village, Ireland.

We're proud to play such an important role in the Mullan community with many of our craftspeople living and working in the restored and historic milling village of Mullan.



# CHURCH LIGHTING - VOLUME 2

## MULLAN STORY

04

## WHAT WE DO

06

## DESIGN & MANUFACTURING

08

## PRODUCTS

CEILING 10

WALL 18

SPOTLIGHTS 24

## PROJECTS

26

## PRODUCT SOURCING

31



# MULLAN STORY

Mullan Lighting is a lighting design and manufacturing company based in Ireland. Our name derives from the small village in Ireland in which we continue to create our light fixtures. Mullan, or An Muileann in Irish, translates to 'The Mill'. This is our story.

## c1850



A flax mill, with its associated mill race and workers' cottages, is developed on the site in Mullan village. The mill remained operational until the early 20th century.

## 1924



A shoe factory is established in the old mill and Mullan Village is once again a bustling rural centre. The factory employed over 80 people at its height and manufactured the Mill Brand and the Border Brand footwear.

## 1978



The shoe factory closes. The nearby border road also closes due to The Troubles in Northern Ireland. The factory would lie idle for the next 30 years. By 1990 most of the mill cottages are abandoned and the village is all but deserted.





*"We are helping to build  
a community in Mullan"*



**2009**



Mullan Lighting is established by Mike Treanor inside the old mill building. At the same time the mill houses in the village are faithfully restored and life is brought back to the village once more.

**2012**



Mullan Lighting expands its product range from traditional pub and church lighting to vintage and industrial-style lighting. The company begins to export to the United Kingdom, then to other parts of Europe.

**2020**



The Mullan Lighting team of experienced designers and crafts people - many of whom live in the restored mill houses of Mullan Village - continues to grow and develop.



# WHAT WE DO

## MANUFACTURE

Mullan Lighting is a lighting design and manufacturing company based in Ireland. We have over 600 light fixtures available in our standard product range. A small selection of these are included in this brochure.

All of our standard light fixtures can be customised to suit the individual requirements of each church interior in terms of size, colour, light output and drop height.


In addition to customising standard products, we can also manufacture completely bespoke light fixtures as per the client's design brief.

## REPLICATE

We have the ability to create replicas of existing light fixtures. This can be for the purposes of matching existing lights already in situ, or replicating light fixtures seen in other churches or places of worship.

## SOURCE

In addition to the design and manufacture of decorative church lighting, we can also source and supply a vast array of functional, accent and exterior lighting from other suppliers. This affords our clients the convenience of dealing with a single, expert lighting provider.



Flemish chandelier detail.





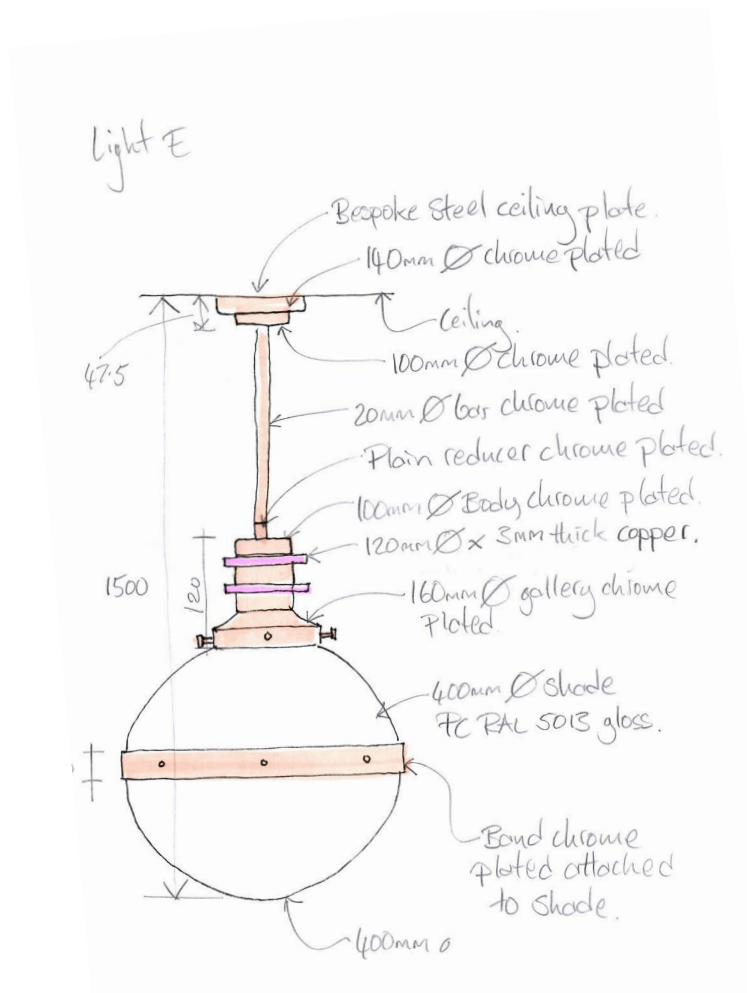
Bespoke chandeliers created for the Pearse Lyons Distillery inside the recently renovated St. James Church, Dublin.



# DESIGN & MANUFACTURING

We have the capacity to manufacture high-volume quantities of a single light fixture and one-off bespoke pieces.

We combine our abilities in lean manufacturing with creativity from our team of lighting designers to create high-quality light fixtures at an affordable price. The majority of our light fixtures are manufactured for use in the hospitality, commercial and religious settings.



Bespoke pendant designed by Hugues Rambert and manufactured by Mullan Lighting.



Neil (designer) with Enda and Oliver (fabrication team).






Antiquing



Powder-coating



Fabrication



Mullan Lighting design team






## SOFIA

MLP377



**MATERIAL:** Brass | Glass  
**LAMP:** 220v | 60w | 1x E27  
**WEIGHT:** 4.300kg  
**HEIGHT:** 28cm/11" **DIAMETER:** 35cm/13.8"  
**IP RATING:** IP20  
**BAR:** 1mtr/40" as standard




## SCHOOLHOUSE

MLP117



**MATERIAL:** Brass | Glass  
**LAMP:** 220v | 60w | 1x E27  
**WEIGHT:** 1.740kg  
**HEIGHT:** 28cm/11" **DIAMETER:** 35cm/13.8"  
**IP RATING:** IP20  
**CABLE & CHAIN:** 1mtr/40" as standard




## LEIGHLAN

MLP140



**MATERIAL:** Acrylic | Brass | Glass  
**LAMP:** 220v | 60w | 4x E27  
**WEIGHT:** 5.000kg  
**HEIGHT:** 25cm/9.8" **DIAMETER:** 40cm/15.8"  
**HEIGHT:** 36cm/14.2" **DIAMETER:** 60cm/23.8"  
**IP RATING:** IP20  
**CABLE & CHAIN:** 1mtr/40" as standard





**YEREVAN 35CM**  
MLP350



**MATERIAL:** Brass | Glass  
**LAMP:** 220v | 60w | 1x E27  
**WEIGHT:** 2.780kg  
**HEIGHT:** 44cm/17.3" **DIAMETER:** 35cm/13.8"  
**IP RATING:** IP20  
**CABLE & CHAIN:** 1mtr/40" as standard



**YEREVAN 40CM**  
MLP012



**MATERIAL:** Brass | Glass  
**LAMP:** 220v | 60w | 1x E27  
**WEIGHT:** 4.080kg  
**HEIGHT:** 48cm/19" **DIAMETER:** 40cm/15.8"  
**IP RATING:** IP20  
**CABLE & CHAIN:** 1mtr/40" as standard



**GENTRY 30CM**  
MLP307



**MATERIAL:** Brass | Glass  
**LAMP:** 220v | 40w | 1x E27  
**WEIGHT:** 2.400kg  
**HEIGHT:** 33cm/13" **DIAMETER:** 30cm/11.8"  
**IP RATING:** IP20  
**CABLE:** 1mtr/40" as standard



**YEREVAN 30CM**  
MLP000



**MATERIAL:** Brass | Glass  
**LAMP:** 220v | 60w | 1x E27  
**WEIGHT:** 2.600kg  
**HEIGHT:** 38cm/15" **DIAMETER:** 30cm/11.8"  
**IP RATING:** IP20  
**CABLE & CHAIN:** 1mtr/40" as standard





# LUANDA

MLP068



MATERIAL: Brass | Glass  
LAMP: 220v | 40w | 1x E27  
WEIGHT: 4.300kg  
HEIGHT: 46.5cm/18.3" DIAMETER: 40cm/15.8"  
IP RATING: IP20  
BAR: 1mtr/40" as standard



# ARDEE

MLF251



MATERIAL: Brass | Glass  
LAMP: 220v | 40w | 1x E27  
WEIGHT: 5.100kg  
HEIGHT: 75cm/29.5" DIAMETER: 50cm/19.8"  
IP RATING: IP20  
CABLE & CHAIN: 1mtr/40" as standard




# ATHLONE

MLF253



MATERIAL: Brass | Acrylic  
LAMP: 220v | 40w | 3x E27  
WEIGHT: 6.100kg  
HEIGHT: 68cm/26.8" DIAMETER: 69cm/27.3"  
IP RATING: IP20  
CABLE & CHAIN: 1mtr/40" as standard




# DUNLEER

MLF262



MATERIAL: Brass | Acrylic  
LAMP: 220v | 40w | 3x E27  
WEIGHT: 6.560kg  
HEIGHT: 75cm/29.5" DIAMETER: 69cm/27.3"  
IP RATING: IP20  
CABLE & CHAIN: 1mtr/40" as standard








## ROME

MLF191



**MATERIAL:** Brass | Glass  
**LAMP:** 220v | 40w | 13x E27  
**WEIGHT:** 6.830kg  
**HEIGHT:** 75cm/29.5" **DIAMETER:** 120cm/47.3"  
**IP RATING:** IP20  
**CABLE & CHAIN:** 1mtr/40" as standard  
**GLASS:** Clear CL / Opal OP






# ANATH

MLBCF006



MATERIAL: Brass | Glass  
 LAMP: 220v | 6.5w LED | 1x E27  
 WEIGHT: 2.990kg  
 HEIGHT: 30cm/11.8" DIAMETER: 36cm/14"  
 IP RATING: IP44



# SCHOOLHOUSE

MLCF03



MATERIAL: Brass | Glass  
 LAMP: 220v | 60w | 1x E27  
 WEIGHT: 1.600kg  
 HEIGHT: 27cm/10.8" DIAMETER: 35cm/13.8"  
 IP RATING: IP20



# CLONES 5-ARM

MLF200




MATERIAL: Brass | Glass  
 LAMP: 220v | 60w | 5x E27  
 WEIGHT: 20.000kg  
 HEIGHT: 90cm/35.5" DIAMETER: 110cm/43.3"  
 IP RATING: IP20  
 CABLE & CHAIN: 1mtr/40" as standard



# WILMOT



MATERIAL: Brass | Glass  
 LAMP: 220v | 40w | 11x E27  
 WEIGHT: 19.3kg  
 HEIGHT: 125cm/49.2" DIAMETER: 110cm/43.3"  
 IP RATING: IP20  
 BAR: 50cm/19.7" as standard  
 GLASS TYPE: Clear CL / Opal OP







Clones three-arm chandelier in Drung Church, Co. Cavan, Ireland.

## CLONES 3-ARM

MLF006



**MATERIAL:** Brass | Glass  
**LAMP:** 220v | 60w | 3x E27  
**WEIGHT:** 15.000kg  
**HEIGHT:** 90cm/35.5" **DIAMETER:** 100cm/40"  
**IP RATING:** IP20  
**CABLE & CHAIN:** 1mtr/40" as standard



ANTBR ANTSV POLBR SATBR




# FLEMISH

MLF019



**MATERIAL:** Brass  
**LAMP:** 220v | 40w | 32x E14  
**WEIGHT:** 30.000kg  
**HEIGHT:** 127cm/50" / **DIAMETER:** 140cm/55"  
**IP RATING:** IP20  
**CABLE & CHAIN:** 1mtr/40" as standard



Flemish chandelier detail.



Flemish chandeliers in St. Mary's Church, Castleblayney, Ireland.





Killarney four-arm chandelier detail.

## KILLARNEY 4-ARM

MLF020



**MATERIAL:** Brass | Glass  
**LAMP:** 220v | 40w | 5x E27  
**WEIGHT:** 8.500kg  
**HEIGHT:** 95cm/37.5" **DIAMETER:** 80cm/31.5"  
**IP RATING:** IP20  
**CABLE & CHAIN:** 1mtrs/40" as standard




## KILLARNEY 6-ARM

MLF208



**MATERIAL:** Brass | Glass  
**LAMP:** 220v | 40w | 7x E27  
**WEIGHT:** 30.000kg  
**HEIGHT:** 127cm/50" **DIAMETER:** 140cm/55"  
**IP RATING:** IP20  
**CABLE & CHAIN:** 2mtrs/80" as standard




## DARWIN

MLF246



**MATERIAL:** Brass | Glass  
**LAMP:** 220v | 40w | 6x E27  
**WEIGHT:** 11.000kg  
**HEIGHT:** 32cm/12.5" **DIAMETER:** 70cm/27.5"  
**IP RATING:** IP20  
**CABLE & CHAIN:** 1mtrs/40" as standard








# WALL LIGHTS

**BEN 2-ARM**  
MLWL035




**MATERIAL:** Brass | Glass  
**LAMP:** 220v | 6.5w LED | 2x G9  
**WEIGHT:** 1.290kg  
**HEIGHT:** 30cm/11.8" **WIDTH:** 33cm/13"  
**PROJECTION:** 17cm/6.8"  
**IP RATING:** IP20



**BEN**  
MLWL034




**MATERIAL:** Brass | Glass  
**LAMP:** 220v | 6.5w LED | 1x G9  
**WEIGHT:** 0.820kg  
**HEIGHT:** 30cm/11.8" **WIDTH:** 14cm/5.5"  
**PROJECTION:** 20cm/8"  
**IP RATING:** IP20



**CLOGHAN**  
MLWL014



**MATERIAL:** Brass | Glass  
**LAMP:** 220v | 6.5w LED | 1x G9  
**WEIGHT:** 0.350kg  
**HEIGHT:** 20cm/8" **WIDTH:** 14cm/5.5"  
**PROJECTION:** 16cm/6.3"  
**IP RATING:** IP20






## SCHOOLHOUSE

MLWL374



**MATERIAL:** Brass | Glass  
**LAMP:** 220v | 40w | 1x E27  
**WEIGHT:** 2.190kg  
**HEIGHT:** 35cm/13.8" **WIDTH:** 38cm/15"  
**PROJECTION:** 40cm/16"  
**IP RATING:** IP20





## LAGUNA SWAN NECK

MLBWL058



**MATERIAL:** Brass | Glass  
**LAMP:** 220v | 40w | 1x E27  
**WEIGHT:** 2.600kg  
**HEIGHT:** 55cm/21.8" **WIDTH:** 35cm/13.8"  
**PROJECTION:** 44.5cm/17.5"  
**IP RATING:** IP44




## ANATH

MLBWL003



**MATERIAL:** Brass | Glass  
**LAMP:** 220v | 40w | 1x E27  
**WEIGHT:** 2.660kg  
**HEIGHT:** 45cm/17.8" **WIDTH:** 35cm/13.8"  
**PROJECTION:** 37.5cm/14.8"  
**IP RATING:** IP44




## CLADACH

MLWL053



**MATERIAL:** Brass | Glass  
**LAMP:** 220v | 40w | 1x E27  
**WEIGHT:** 1.340kg  
**HEIGHT:** 3cm/11.8" **WIDTH:** 11.5cm/4.5"  
**PROJECTION:** 17cm/6.8"  
**IP RATING:** IP65  
**GLASS:** Clear CL / Crackled CR / Frosted FR



## ANATH SWAN NECK

MLBWL053



**MATERIAL:** Brass | Glass  
**LAMP:** 220v | 40w | 1x E27  
**WEIGHT:** 2.720kg  
**HEIGHT:** 39cm/15.3" **WIDTH:** 35cm/13.8"  
**PROJECTION:** 44.5cm/17.5"  
**IP RATING:** IP44



## CARAC

MLWL128



**MATERIAL:** Brass | Glass  
**LAMP:** 220v | 40w | 1x E27  
**WEIGHT:** 1.210kg  
**HEIGHT:** 39cm/15.5" **WIDTH:** 11.7cm/4.5"  
**PROJECTION:** 20cm/8"  
**IP RATING:** IP65  
**GLASS:** Clear CL / Crackled CR / Frosted FR





**ROSS** 

MLWL215



**MATERIAL:** Brass | Glass  
**LAMP:** 220v | 40w | 1x E27  
**WEIGHT:** 2.000kg  
**HEIGHT:** 26cm/10.3" **WIDTH:** 19.5cm/7.8"  
**PROJECTION:** 14cm/5.5"  
**IP RATING:** IP54




**FABO** 

MLWL140



**MATERIAL:** Brass | Glass  
**LAMP:** 220v | 40w | 1x E27  
**WEIGHT:** 1.770kg  
**HEIGHT:** 35cm/17.8" **WIDTH:** 16cm/6.3"  
**PROJECTION:** 37cm/14.5"  
**IP RATING:** IP65  
**GLASS:** Clear CL / Cracked CR / Frosted FR






## ROSS EMERGENCY

MLWL416



**MATERIAL:** Brass | Glass  
**LAMP:** 220v | 3w Integrated Emergency LED  
**WEIGHT:** 2.900kg  
**HEIGHT:** 26cm/10.3" **WIDTH:** 19.5cm/7.8"  
**PROJECTION:** 15cm/6"  
**IP RATING:** IP65



## LENA

MLWL137



**MATERIAL:** Brass | Glass  
**LAMP:** 220v | 40w | 1x E27  
**WEIGHT:** 1.360kg  
**HEIGHT:** 36cm/14.3" **WIDTH:** 17cm/6.8"  
**PROJECTION:** 28cm/11"  
**IP RATING:** IP65  
**GLASS:** Clear CL / Cracked CR / Frosted FR



## FLORIN

MLWL134



**MATERIAL:** Brass | Glass  
**LAMP:** 220v | 40w | 1x E27  
**WEIGHT:** 0.960kg  
**HEIGHT:** 34.5cm/13.5" **WIDTH:** 17cm/6.8"  
**PROJECTION:** 28cm/11"  
**IP RATING:** IP65  
**GLASS:** Clear CL / Cracked CR / Frosted FR



## RUBEN

MLWL326



**MATERIAL:** Brass | Glass  
**LAMP:** 220v | 60w | 1x E27  
**WEIGHT:** 1.440kg  
**HEIGHT:** 20cm/8" **WIDTH:** 14cm/5.5"  
**PROJECTION:** 10cm/4"  
**IP RATING:** IP64







Elle picture light.

## SPENCE 19.5CM

MPL019

## SPENCE 30CM

MPL017

## SPENCE 60CM

MPL018






**MATERIAL:** Brass  
**LAMP:** 220v | 25w | 2x G9  
**WEIGHT:** 0.600kg  
**HEIGHT:** 15cm/6" **WIDTH:** 19.5cm/7.7"  
**PROJECTION:** 25cm/10"  
**IP RATING:** IP20



**MATERIAL:** Brass  
**LAMP:** 220v | 25w | 2x G9  
**WEIGHT:** 1.200kg  
**HEIGHT:** 18cm/7" **WIDTH:** 30.5cm/12"  
**PROJECTION:** 26cm/10.3"  
**IP RATING:** IP20



**MATERIAL:** Brass  
**LAMP:** 220v | 25w | 4x G9  
**WEIGHT:** 1.800kg  
**HEIGHT:** 17cm/6.8" **WIDTH:** 60cm/23.8"  
**PROJECTION:** 27cm/10.8"  
**IP RATING:** IP20





# ELLE 35.5CM

MPL004



MATERIAL: Brass  
 LAMP: 220v | 25w | 2x G9  
 WEIGHT: 0.450kg  
 HEIGHT: 14cm/5.5" WIDTH: 35.5cm/14"  
 PROJECTION: 26cm/10.3"  
 IP RATING: IP20

- ANTBRS
- ANTSLV
- POLBRS
- SATBRS
- PCBLK

# DUBLIN 50.5CM

MPL020



MATERIAL: Brass  
 LAMP: 220v | 25w | 2x G9  
 WEIGHT: 0.660kg  
 HEIGHT: 13cm/5" WIDTH: 50.5cm/20"  
 PROJECTION: 20cm/8"  
 IP RATING: IP20

- ANTBRS
- ANTSLV
- POLBRS
- SATBRS
- PCBLK

# DUBLIN 60.5CM

MPL021



MATERIAL: Brass  
 LAMP: 220v | 25w | 4x G9  
 WEIGHT: 0.750kg  
 HEIGHT: 13cm/5" WIDTH: 60.5cm/24"  
 PROJECTION: 20cm/8"  
 IP RATING: IP20

- ANTBRS
- ANTSLV
- POLBRS
- SATBRS
- PCBLK



Bespoke picture light.



# S P O T L I G H T S

**THAMES**   
MLOSL003




**MATERIAL:** Brass | Glass  
**LAMP:** 220v | 50w | 1x GU10  
**WEIGHT:** 0.950kg  
**HEIGHT:** 14cm/5.5" **WIDTH:** 10.5cm/4"  
**PROJECTION:** 14cm/5.5"  
**IP RATING:** IP64



**PENH**  
MLRS104




**MATERIAL:** Brass  
**LAMP:** 220v | 6.5w LED | 1x GU10  
**WEIGHT:** 0.100kg  
**DIAMETER:** 10cm/4" **DEPTH:** 1cm/0.5"  
**CUT-OUT DIAMETER:** 6.5cm/2.5"  
**RECESSED DEPTH:** 10cm/4"  
**IP RATING:** IP20



**MALÉ**  
MLRS105



**MATERIAL:** Brass  
**LAMP:** 220v | 6.5w LED | 1x GU10  
**WEIGHT:** 0.460kg  
**DIAMETER:** 12cm/4.8" **DEPTH:** 2cm/0.5"  
**CUT-OUT DIAMETER:** 8.5cm/3.5"  
**RECESSED DEPTH:** 10cm/4"  
**IP RATING:** IP20





# WADE

MLOSL004



**MATERIAL:** Brass | Glass  
**LAMP:** 220v | 6.5w LED | 1x GU10  
**WEIGHT:** 0.791kg  
**HEIGHT:** 13cm/5" **WIDTH:** 9.5cm/3.8"  
**PROJECTION:** 9cm/3.5"  
**IP RATING:** IP54



ANTBR PCMBK RAWBRS

# YARA

MLOSL001



**MATERIAL:** Brass  
**LAMP:** 220v | 6.5w LED | 1x GU10  
**WEIGHT:** 1.000kg  
**HEIGHT:** 33-47cm/13-18.5" **WIDTH:** 6cm/2.5"  
**DEPTH:** 17cm/6.6"  
**IP RATING:** IP65  
**CABLE:** 2mtrs/80" as standard



RAWBRS





Four-arm Killarney chandeliers and Sucre spotlights in St. Mary's Church, Crosserlough, Ireland.



# CHURCH OF THE IMMACULATE CONCEPTION

*Drung, Co. Cavan, Ireland*

Drung Church in Co. Cavan features four of our Clones three-arm church chandeliers, beautifully suspended low from the ceiling above.

Each chandelier has three traditional "schoolhouse" glass shades that complement the traditional aesthetic of this Irish church.



Clones three-arm chandeliers in Drung Church, Co. Cavan, Ireland.



Clones three-arm chandeliers in Drung Church, Co. Cavan, Ireland.



# ST. MARY'S CHURCH

*Crosserlough, Co. Cavan, Ireland*



Four-arm Killarney chandeliers and Sucre spotlights in St. Mary's Church, Crosserlough, Ireland.

St. Mary's Church in Crosserlough is a truly impressive building. We had the pleasure of manufacturing our brass Killarney four-arm chandeliers and Sucre wall spotlights for this church and parish. The lights help elevate the grandiose nature of the church's interior.



Four-arm Killarney chandeliers and Sucre spotlights in St. Mary's Church, Crosserlough, Ireland.



# ST. MARY'S CHURCH

*Castleblayney, Co. Monaghan, Ireland*

We manufactured three magnificent Flemish chandeliers for this beautifully renovated Irish church. The chandeliers are suspended above the centre isle, drawing the viewer towards the alter and impressive stained glass window.



Flemish chandeliers in St. Mary's Church, Castleblayney, Ireland.





Three Flemish chandeliers in St. Mary's Church, Castleblayney, Ireland.



Flemish chandelier in St. Mary's Church, Castleblayney, Ireland.



# PRODUCT SOURCING



Spotlights and emergency spotlights



LED flood lights



Emergency exit lighting

In addition to the design and manufacture of decorative church lighting, we can also source and supply a vast array of functional, accent and exterior lighting from other suppliers. This affords our clients the convenience of dealing with a single, expert lighting provider.



Decorative outdoor lighting





Killarney chandeliers in St. Mary's Church, Crosserlough, Co. Cavan, Ireland.

# CHURCH LIGHTING



Mullan Lighting  
Mullan Village, Emyvale  
Co. Monaghan, H18 EC98  
Ireland

[www.churchlighting.ie](http://www.churchlighting.ie)  
[contact@churchlighting.ie](mailto:contact@churchlighting.ie)  
+353 47 86584

**mullan**